


Auto Repair Reference Center

The **Auto Repair Reference Center** is a powerful online reference system offering easy access to a wide variety of information pertaining to automobiles. You can search the database by year of vehicle locating the make, model, and engine type. You can research even deeper and find information on topics as various as repair procedures, wiring diagrams, specifications, and maintenance intervals of automobiles.

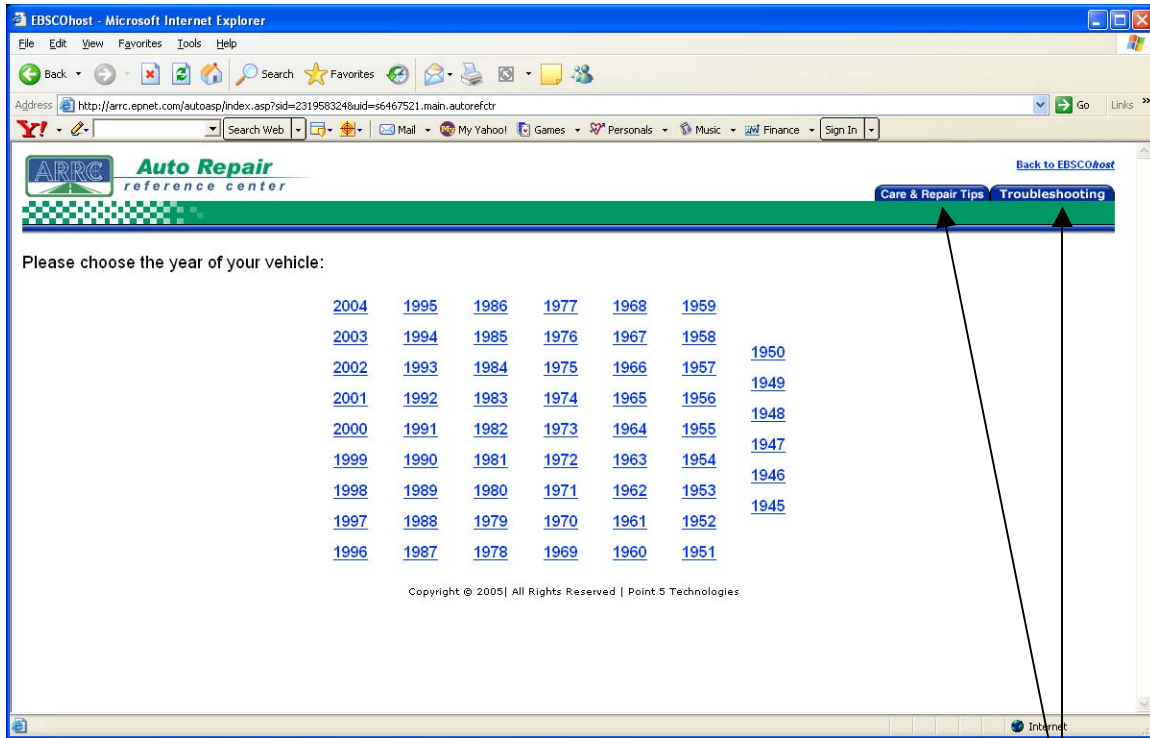


You can access the Auto Repair Reference Center  at the K-12 Pioneer Library Page. First, select the EBSCO database, and from that database, select the **ARRC**.

The screenshot shows the EBSCO Host website interface. At the top left is the EBSCO HOST logo with the text "Research Databases". Below it is a "Select Service" menu. The menu is titled "PIONEER Utah's Online Library" and contains several options: "Elementary School", "Middle/Jr. High School", "High School", "College/University", "All Databases", "Searchasaurus", "Espanol", "Francais", "Deutsch", "All Databases", "Business Searching", "Business Searching Interface", "Student Research Center", "Student Research Center", "Auto Repair Reference Center", and "Kids Search". A black arrow points from the text in the paragraph above to the "Auto Repair Reference Center" option in the menu. In the top right corner of the menu area, there is a link for "EBSCO Host Support & Training".

Auto Repair Reference Center Main Page and Toolbar

When you first open the ARRC, you are greeted with the main page. This page contains a table of years dating from as far back as 1945 up until 2004. From this main page, you begin by selecting the year, then the make and model of the car you are researching.



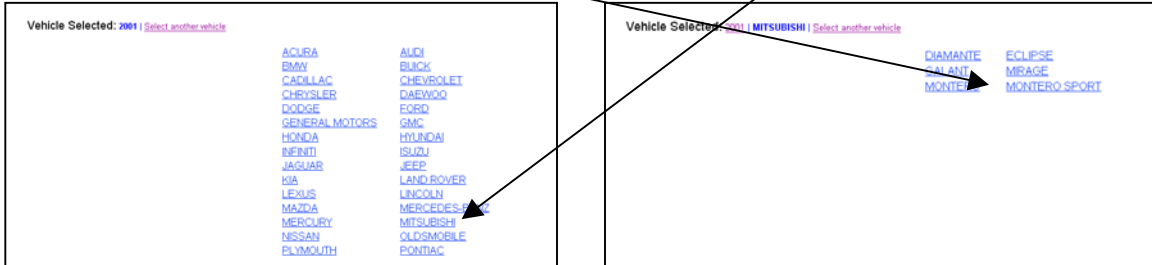
At the top of the page, you have access to two information databases: **Care and Repair Tips** and **Troubleshooting**. These two databases allow you to browse topics in a table of contents format or search for key words. They also provide general car information that is not unique to any particular year, model, or make of vehicle.

Troubleshooting

The Troubleshooting section of the Auto Repair Reference Center is also very useful. This section will allow you to type in key words to do a search on your car as well as let you select a specific car area, such as engine or climate control, to search within. In this section, you can troubleshoot anything from why your engine will not start to why your brake pedal shimmies when pressed.

Let's Practice

1. Click on the year **2001** and then click on the make **Mitsubishi** and the model, **Montero Sport**.



2. Select the engine type. This will provide you with many menus to choose from. What repairs are required for a Mitsubishi Montero Sport?

Vehicle Selected: [2001](#) | [MITSUBISHI](#) | [MONTERO SPORT](#) | [Select another vehicle](#)

2 records found matching your vehicle selection . Choose one below.

	Submodel	Engine Type	Liters	Fuel Delivery	Fuel
<input type="button" value="Select"/>		V6	3	FI	GAS
<input type="button" value="Select"/>		V6	3.5	FI	GAS

3. Examine the wiring system. Why would this be important to know?
4. Go back to the main menu, and complete steps 1-3 for your own vehicle.
 - A. After you find your vehicle, select the topic you wish to investigate in the **Topics** menu.
 - B. Then, select a **subtopic** to read about.
 - C. After you have completed these steps, find out what your vehicle maintenance mileage interval schedule is.